

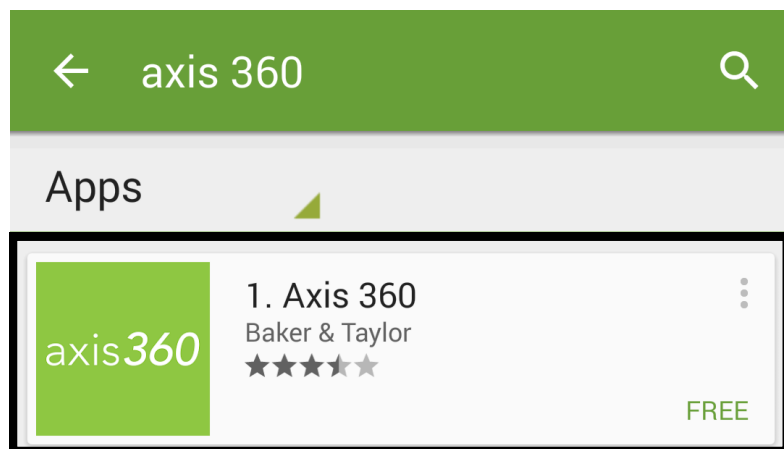
eRead Illinois for Android Devices

(Axis 360)

eRead Illinois is an eBook and eAudiobook program that allows you to choose from a number of popular fiction and non-fiction titles. You can check out up to 5 books at a time, and check outs last for 3 weeks.


Step 1: Download Axis 360 app

Open the **Google Play** store and search for Axis 360. Select app, then choose **Install**. When complete, choose **Open**.



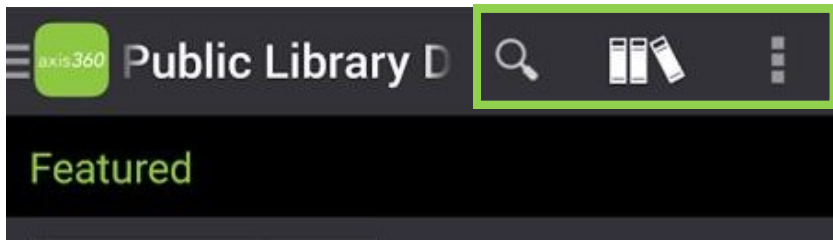
Step 2: Access Three Rivers Public Library Collection

Click **Skip to find your library now**. Search for, and select, **Three Rivers Public Library**. Enter **Library ID** (entire library card number) and **PIN** (last 4 digits of library card number). Select **Login**.



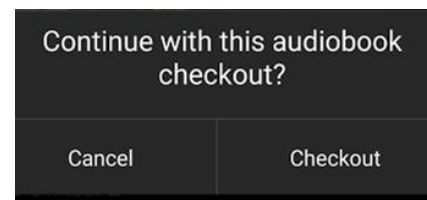
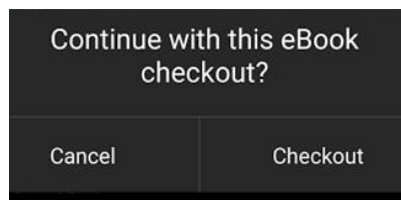
Step 3: Finding eBooks and eAudiobooks with eRead Illinois

Once logged in, you can browse for a book in the menus, or search by name/author.



Step 4: Downloading an eBook or eAudiobook

Once you've chosen a book, click **Checkout**. When prompted select **Checkout** and the book will automatically start downloading.



Step 5: Returning/Deleting Books

In Axis 360 app select My Bookshelf



Select title you want to return and click Return.

