


































# JANUARY 2023

# HOME ACTIVITY CALENDAR

For more information about preparing your child for the love of reading check out the Birth to Five webpage at [www.hendersonlibraries.com/birth-to-five](http://www.hendersonlibraries.com/birth-to-five)

SUN	MON	TUE	WED	THU	FRI	SAT
 <b>1</b> <b>Screen blackout day!</b> <b>Read books, go outside, or play games together</b>	 <b>2</b> Take a walk or a drive and read the street signs together	<b>Math</b> <b>3</b> Practice counting to 20 today (20 steps, claps, crayons, etc.)	 <b>4</b> Sing a winter song	 <b>5</b> Draw bookmarks with your child. Cut them out and show them how they're used	 <b>6</b> Make a "book" together on paper about something that interests your child	 <b>7</b> Read and chant some nursery rhymes together
 <b>8</b> Read a book together about weather	 <b>9</b> See how many words you can rhyme with the word "cool"	 <b>10</b> Place all your child's shoes into a box and dump them on the floor. Have your child sort them into pairs	 <b>11</b> Read over a recipe together and make it after	 <b>12</b> Play Hide and Seek	 <b>13</b> Talk to your child about the different jobs that people you know do	 <b>14</b> Draw a letter on top of a piece of paper and have your child draw or paste pictures of things that begin with that letter
 <b>15</b> Visit a farmer's market and talk about the visit together	 <b>16</b> Go outside and toss a ball around	 <b>17</b> <b>Screen blackout day!</b> <b>Read books, go outside, or play games</b>	 <b>18</b> Put on music and dance! If it's quiet time, draw or paint to music	 <b>19</b> Blow bubbles with your child and describe what they look like and what happens to them	<b>Math</b> <b>20</b> Count how many circles you can find in your kitchen	 <b>21</b> Spend 20 minutes of reading together
 <b>22</b> Take a walk in the neighborhood or a ride on the bus and talk about what you see	 <b>23</b> Make a bird treat to hang outside using a pine cone.	 <b>24</b> Use some Play-doh or clay to make letter shapes.	 <b>25</b> Show your child a radio. Talk about stations, music, and advertisements	 <b>26</b> Draw together	 <b>27</b> Build a "fort" somewhere in your house	 <b>28</b> Ask your child to tell you which was their favorite activity this month and why
 <b>29</b> Write the name of each family member on strips of paper. Mix them up and practice showing and naming them with your child	 <b>30</b> Tell your child 3 things you really love about them and what makes them special	 <b>31</b> Spend 20 minutes of reading together				

Each day features a fun activity that will help your child build pre-reading skills. Ask your librarian for more ideas on how to promote early literacy skills with daily activities at home!

 = Writing    
  = Playing    
  = Singing    
  = Reading    
  = Talking