



# *I'm Going to the Library*

*A Social Narrative about Visiting the Library*



# Note to Caregivers


The purpose of this document is to assist in preparing your loved one for a visit to the **North Dade Regional Library**. By reading this short story before visiting the library, your loved one will gain a visual familiarity with the library's spaces, so they are able to feel more comfortable during their library visit.

Welcome to the **North Dade Regional Library**.

We hope to see you soon!

# This is My Neighborhood Library

An Adventure  
Story about  
Visiting Your  
Library



North Dade  
Regional Library

# Getting to the Library

I might walk, ride my bike, ride a car, bus, or train to get to the library.



# This is the front of my library

It's time to go inside.

Everyone is always welcome here.




# This is what I see as I enter the library

Some libraries have a lobby, others may not.

Let's greet the guard.  
They are here for our safety.

As I walk in, I can  
sanitize my hands and  
wear a mask if I want to.





**Are you ready to  
explore?**

# This is the Circulation Desk at my library

This is where I can return my books as I enter the library and check them out as I am ready to go.

I can also return my books in the book drop if my library is busy.

If I can't find what I am looking for, I can always ask for help.






# This is the Children's Area


This is where children get their materials, play games and sometimes receive tutoring. This is a fun space.

I can find a lot of cool stuff here.




# This is the Computer Area

I can use these  
computers to use the  
internet, find books,  
or play games.



# My library has tablets that I can use too

I can check out a tablet at the Circulation Desk and use it anywhere I'd like in the library.



# This is the Young Adult Area



This is where teens get their materials, hang out, and study with friends.



# This is the YOUmedia Miami Space

This is where teens can  
make music, edit videos  
and learn about  
technology.

There may be other  
people in this space.



# This is the Adult Area

This is where adults get their materials to enjoy.

Sometimes you may even find adults quietly studying in this space too.

I can also visit this quieter space if I need to.




# These are the Restrooms at the library

When I walk into the restrooms, the lights will be on.

The toilet may be a little loud when I flush.

When I am finished, I will wash my hands.




# Auditorium

As I walk into this space, I sit and wait for the program to begin.

There may be other people in the area.

The music may be a bit loud, and the lights may be a bit bright, but we are going to have a lot of fun!





# Quiet Space

If I need a break, I can go to another space in the library that may be quieter.

I might need to use the restroom or have a snack.

The librarian can help me if I need assistance.








# Getting My Library Card

If I don't have a library card, I will need one.

After I fill out a form with my information, the librarian will give me my card.

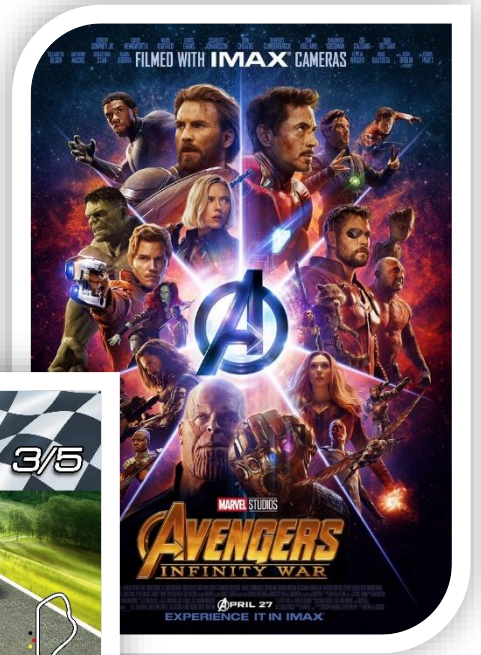
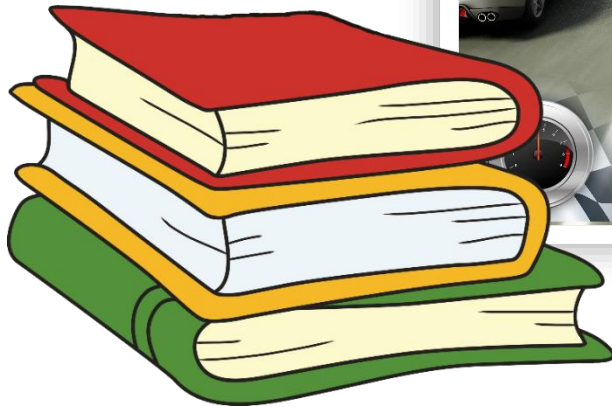
There are so many to pick from!

Which one do you like?



# With My Library Card



I can check out books, movies, and even video games.



# Checking out Books

When I am ready to go, I can take my items to the Circulation Desk, show my library card, and my librarian will help me check them out.

I can also use the Self-Checkout machine.



# Goodbye!

My visit is over.

If I checked out books, I take them with me.

I place them in my bag or hold them in my hands.

I will be back soon!



**We hope you enjoyed,  
“I’m Going to the Library!”  
– by your Librarian**

Remember to visit [www.mdpls.org](http://www.mdpls.org)  
for more information.