

February STEAM Challenge: PHOTOGRAPHY

Step 1: Think

Get your camera ready, this month we're learning about photography! Photography is a way to show people the way you see the world. It lets us capture moments in time to relive them and share them with others. You can do these activities with any kind of camera.

Here are some things to think about:

- What are some things you would like to show others through your photos?
- How do you want your photos to make others feel?
- Will your photo tell a story? Show your opinion? Show something beautiful? Or something else?



Contact your local LCPL branch for more resources.


Step 2: Find

Explore the resources below and other resources you can find on the topic.


Video: Watch this month's STEAM Challenge video on [YouTube](#).



Book: Read 'Photography' on Hoopla for an introduction to [taking photos](#).



Website: View [award-winning photography in a virtual gallery](#).





Science Technology Engineering Art Math

February STEAM Challenge: PHOTOGRAPHY

App: See how editing can transform your photos with Art Transfer on the Google Arts & Culture App

Free on App Store & Google Play

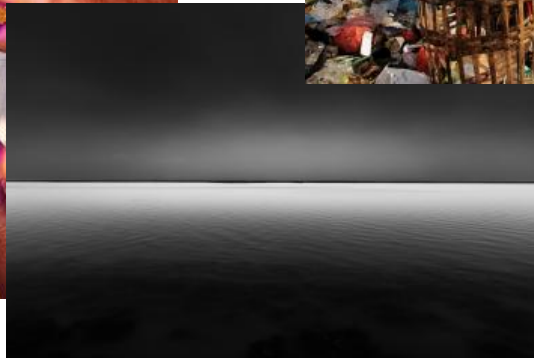


Video: Watch Best Job Ever: Science Photographer on National Geographic Kids



Step 3: Create & Explore

Art is powerful because it can change the way a viewer is feeling. These photos are finalists of the 2020 Sony World Photography Awards Youth Competition. They were all taken by photographers ages 12-19. How do these images make you feel?



Contact your local LCPL branch for more resources.

Photo Challenge: Capture A Feeling

Photographers use different techniques to express feelings. Take a photo that uses each technique below. Then, try taking a photo that represents each feeling below. Mix and match techniques and feelings to make something unique! What other techniques and feelings can you try? Send your photos to kids@lcplin.org

Techniques	Feelings
Portrait Take a photo of one person.	Take a photo that you feel is:
Group Portrait Take a photo of a group of people.	Calming
Black & White Take a photo, then change the color to black and white using a filter.	Happy
Close-Up Take a photo with your camera very close to your subject.	Moody
Shadow Take a photo that shows shadows.	Silly
Reflection Take a photo where your subject is reflected.	Beautiful
Motion-Blur Capture an object in motion. Your photo should be intentionally blurred.	Ugly
	Dark
	Lively