

Adapted Storytime at the Westlake Porter Public Library



I will go in the front entrance of the library. It looks like this:




This is the reception desk at the library. Someone will say hello to me when I come in.



I will go to the Youth Services
Department for Adapted Storytime.



Adapted Storytime is in the Storytime Room.





This is Miss
Natalie. She helps
us in Adapted
Storytime.

At Adapted Storytime we will try to sit
in a circle with Miss Natalie.



I can use one of these to help me know where to sit.




I will read the schedule board so I know what we are going to do in Adapted Storytime.



We will sing songs.




We will read books.




We will use tools like bean bags, stretchy bands and a balance beam.




We will see and play with bubbles.



After the bubbles, I will have play time.



Soon, Miss Natalie will ask me to help
put away the toys.



Miss Natalie will wave goodbye to me
until next time.

