

## what is Udemy?





- Udemy is an online collection of over 14 000 relevant courses to help you learn new skills anywhere, anytime!
- Access to Udemy is free with a Middlesex County Library card.



## getting started with the Udemy for Business app

- Search for the **Udemy Business** app in the Google Play/App Store. **Note: The regular Udemy app will not work.**
- Under “enter the name of your organization’s account”, type in **Gale** and select **next**.
- Under “Find your institution” select **Public Library** and search for **Middlesex County Library**. Select the library, enter your library card number (starting with the 0 with no spaces) and tap **sign in**.
- Scroll down and click on **Sign/Create a Udemy Account**
- You will need to create a Udemy account, or you can choose to login using your existing Google or Microsoft account.

## navigating the Udemy for Business app

- The **Discover**  tab is the best place to start looking for courses. Search for courses in the bar at the top or browse the list of categories. Thousands of courses are available.
- Tap a course to view details such as the rating and description. When you’ve found a course that you’d like to take, tap the **enroll now** button.
- Now tap **go to course**.
- From the main page, you can pick up where you left with your course by selecting  **My Learning** and then **start course**.
- You can also save videos for offline learning. While watching a video, select the  icon and tap **save for offline**. Here you can also add lecture note.
- Under the **Lectures** tab, you can select different sections of the course to review or skip ahead. Under the **More** tab, you can access things like notes, resources and announcements, or un-enroll from the course.
- You can also browse courses under the  **Featured** tab. Here you can see recommendations on what to learn next. After you’ve taken a couple courses the page will be personalized with tailored recommendations.
- You can manage your preferences in the **Account** tab. From here you can even set **learning reminders**

## additional information

- Udemy for Business does not have a desktop app, but you can use the browser-based version from your computer as long as you are connected to the internet. Visit the [Learning and Research](#) page of our website and look for the Udemy tile, or visit [https://link.gale.com/apps/udemy/auth?prodId=UDEMY&userGroupName=ko\\_pl\\_middlesex](https://link.gale.com/apps/udemy/auth?prodId=UDEMY&userGroupName=ko_pl_middlesex)
- Find additional help at [ufbsupport.udemy.com](https://ufbsupport.udemy.com)