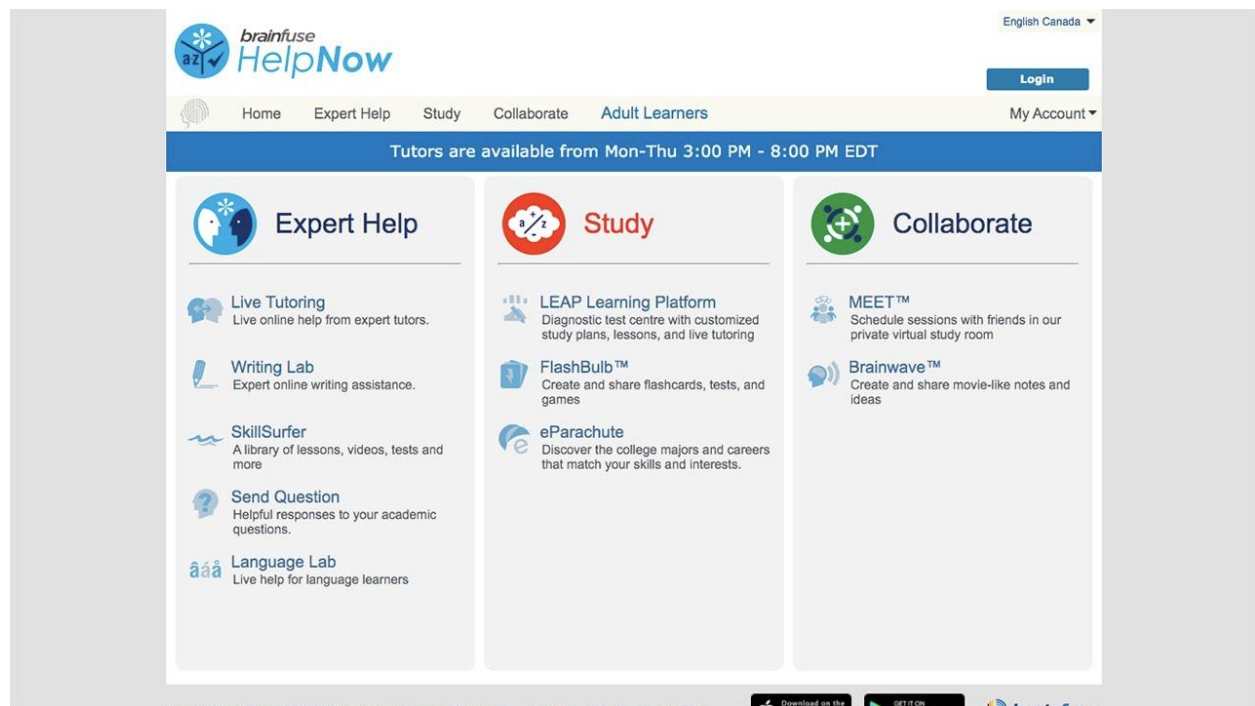
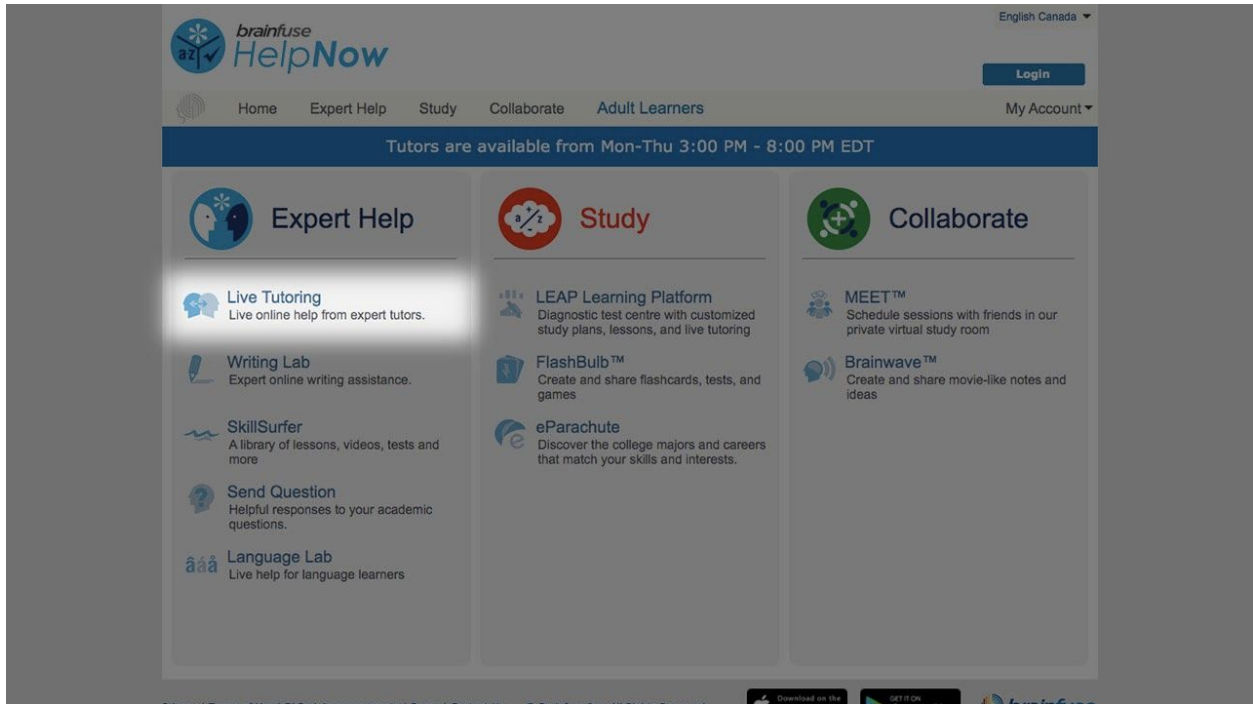


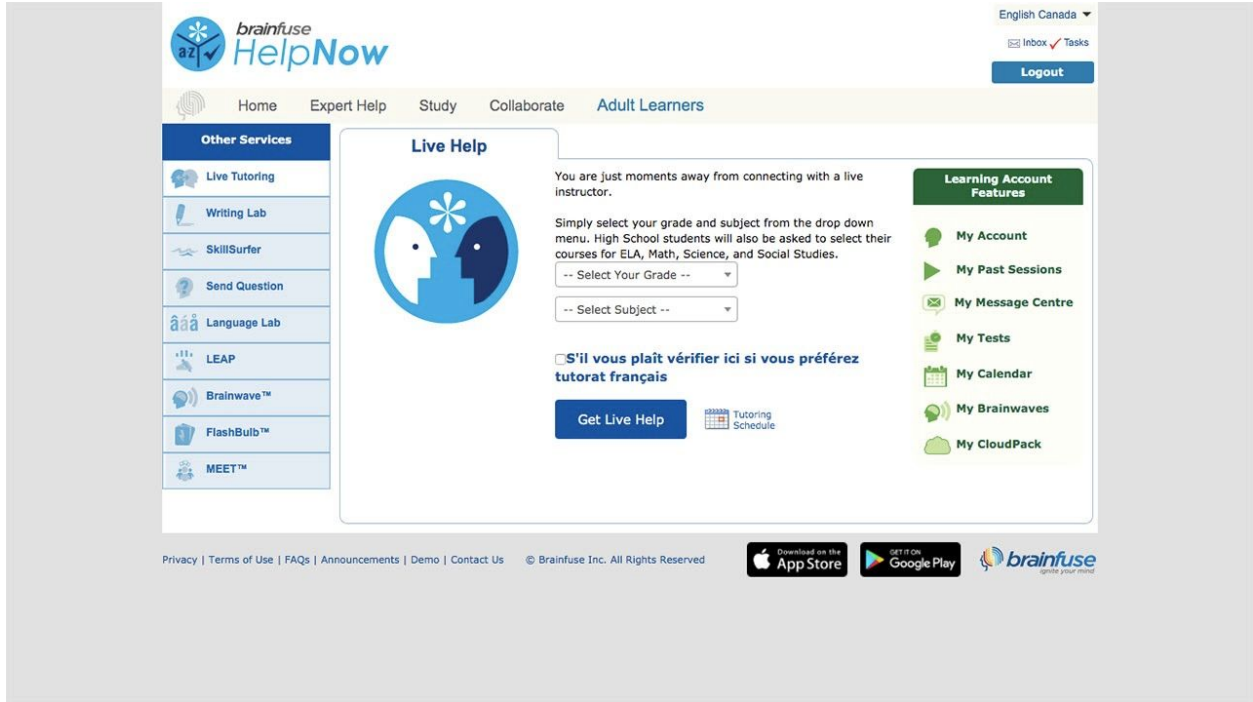
Brainfuse HelpNow offers one-to-one tutoring for K-12 students and beyond. To get started, **click the “Go to HelpNow” link** in this lesson.



For most subjects and grade levels, HelpNow provides live tutors who are available in the afternoons and evenings. To find a tutor, **click Live Tutoring...**

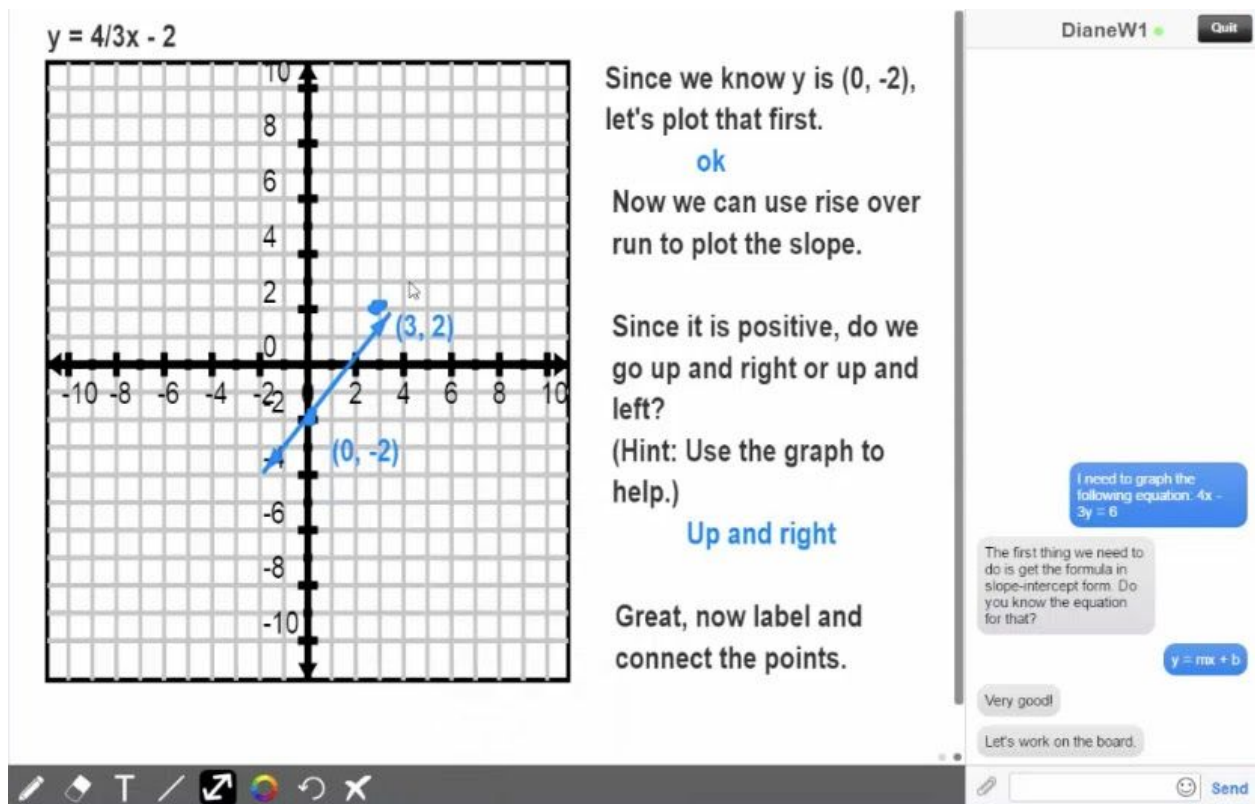


And then **click the dropdown menus** to select your grade and the subject you need help with.



Once you're in the virtual classroom, chat with your tutor using the chat box. You may draw, type, or even copy and paste text to the

whiteboard. Don't be shy, HelpNow tutors are trained to help you succeed!



The screenshot displays a tutoring interface. On the left, a coordinate plane shows the graph of the linear equation  $y = \frac{4}{3}x - 2$ . The x and y axes range from -10 to 10. Two points are plotted and labeled:  $(0, -2)$  and  $(3, 2)$ . A blue line with arrows at both ends passes through these points. To the right of the graph, text provides instructions: "Since we know y is (0, -2), let's plot that first." followed by "ok", "Now we can use rise over run to plot the slope.", "Since it is positive, do we go up and right or up and left?", "(Hint: Use the graph to help.)", "Up and right", and "Great, now label and connect the points." Below the graph is a toolbar with icons for drawing, erasing, text, and other tools.

Since we know y is (0, -2), let's plot that first.

ok

Now we can use rise over run to plot the slope.

Since it is positive, do we go up and right or up and left?

(Hint: Use the graph to help.)

Up and right

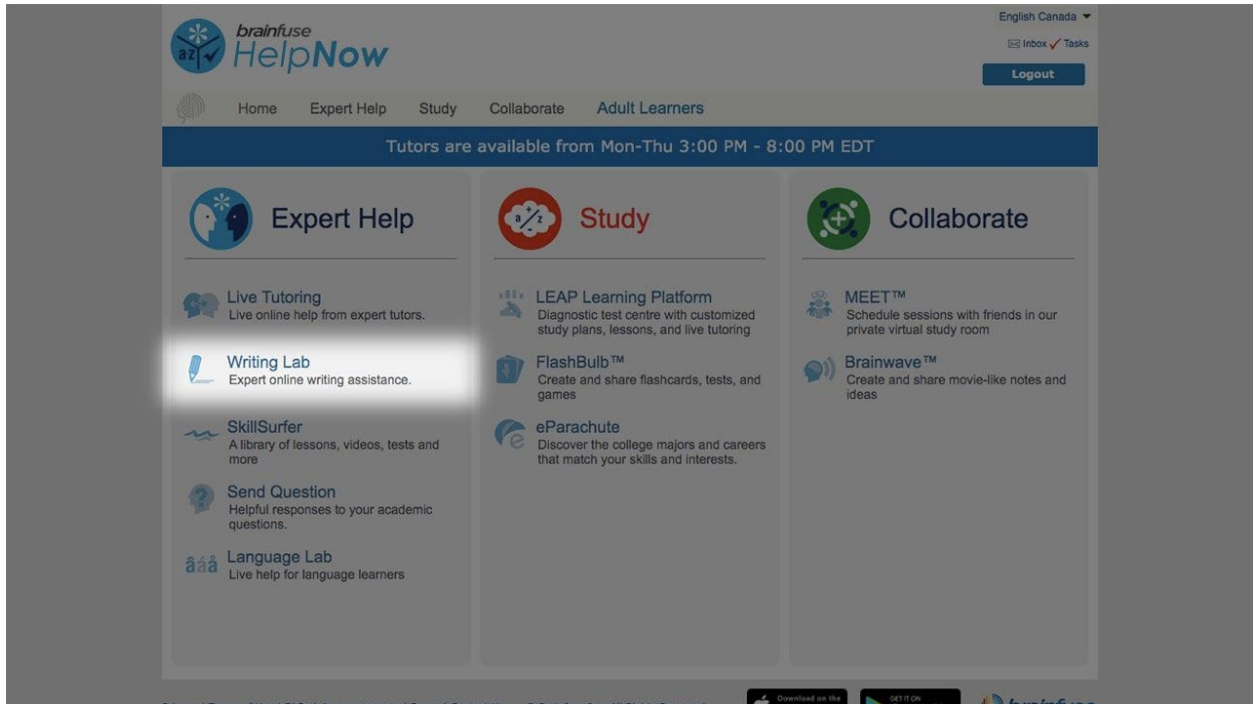
Great, now label and connect the points.

The chat interface on the right shows a user named DianeW1 with a "Quit" button. The chat history includes:

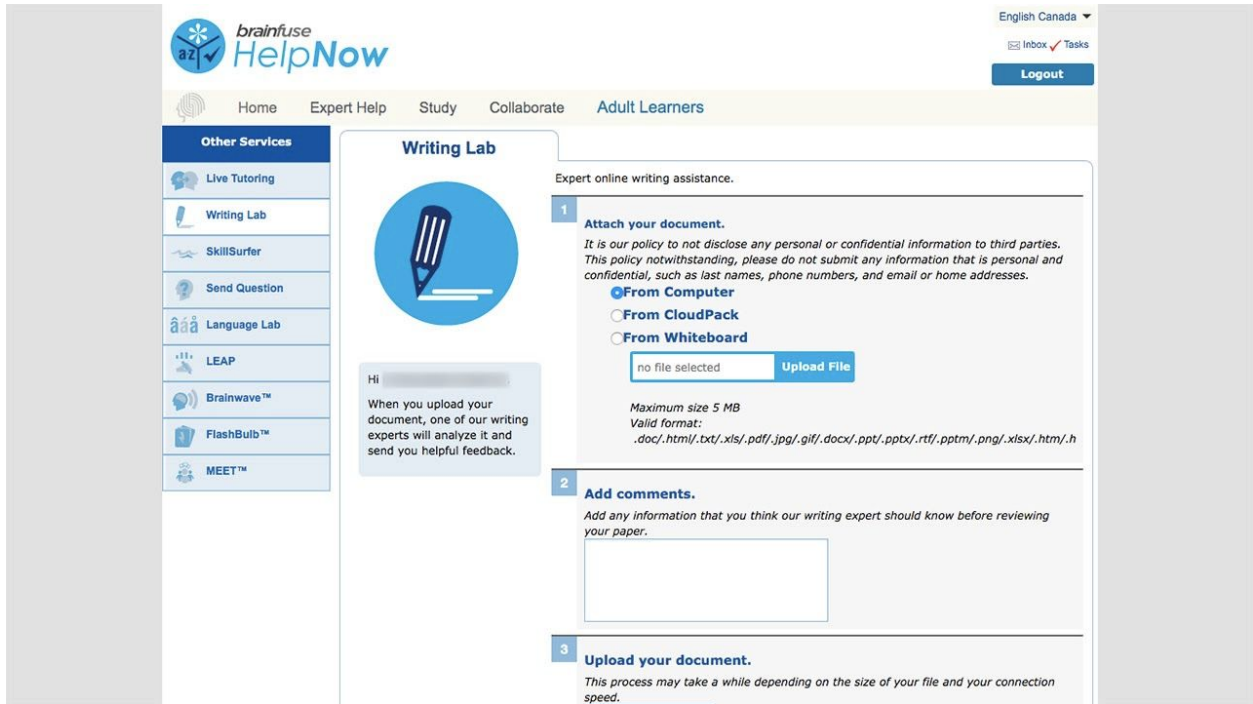
- User: "I need to graph the following equation:  $4x - 3y = 6$ "
- Tutor: "The first thing we need to do is get the formula in slope-intercept form. Do you know the equation for that?"
- User: " $y = mx + b$ "
- Tutor: "Very good!"
- Tutor: "Let's work on the board."

At the bottom of the chat is a text input field with a "Send" button.

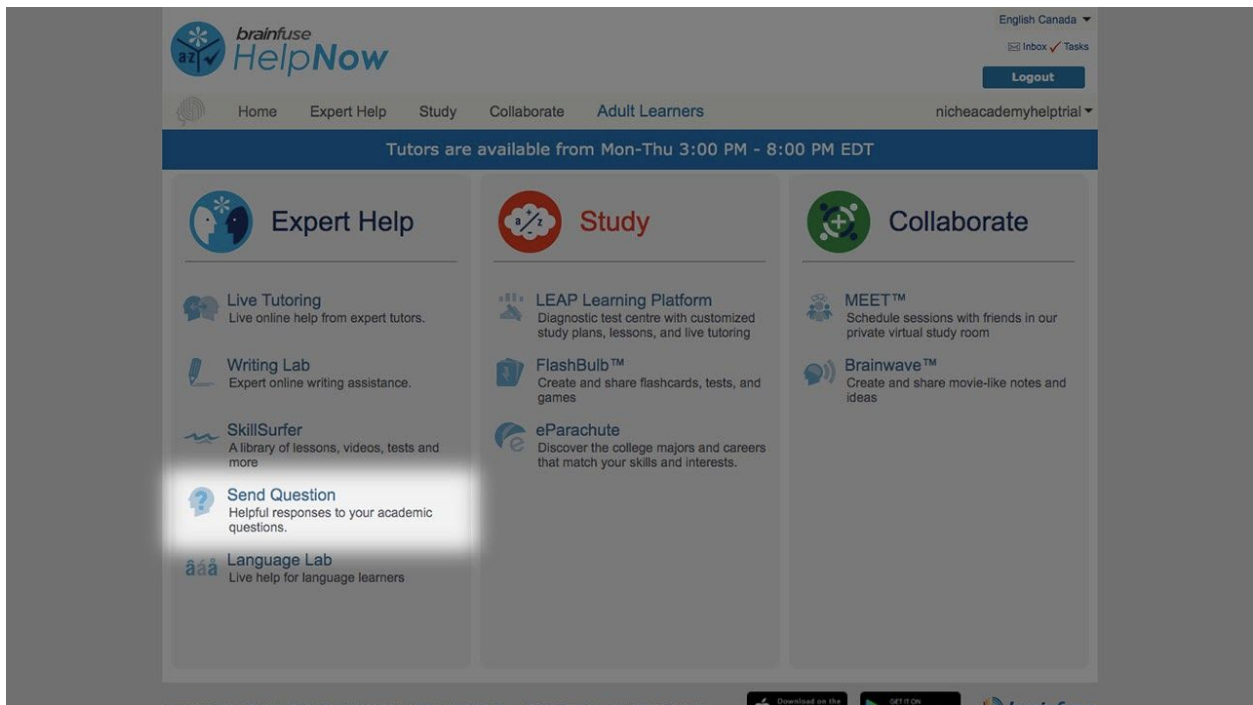
To get expert feedback on an academic paper, **click Writing Lab** on the HelpNow homepage.



Once your paper is uploaded, a writing specialist will analyse your paper's voice, organization, grammar, and word usage. The tutor will return your paper with comments within one business day. Submissions to the Writing Lab are anonymous, and your personal information will be kept confidential.



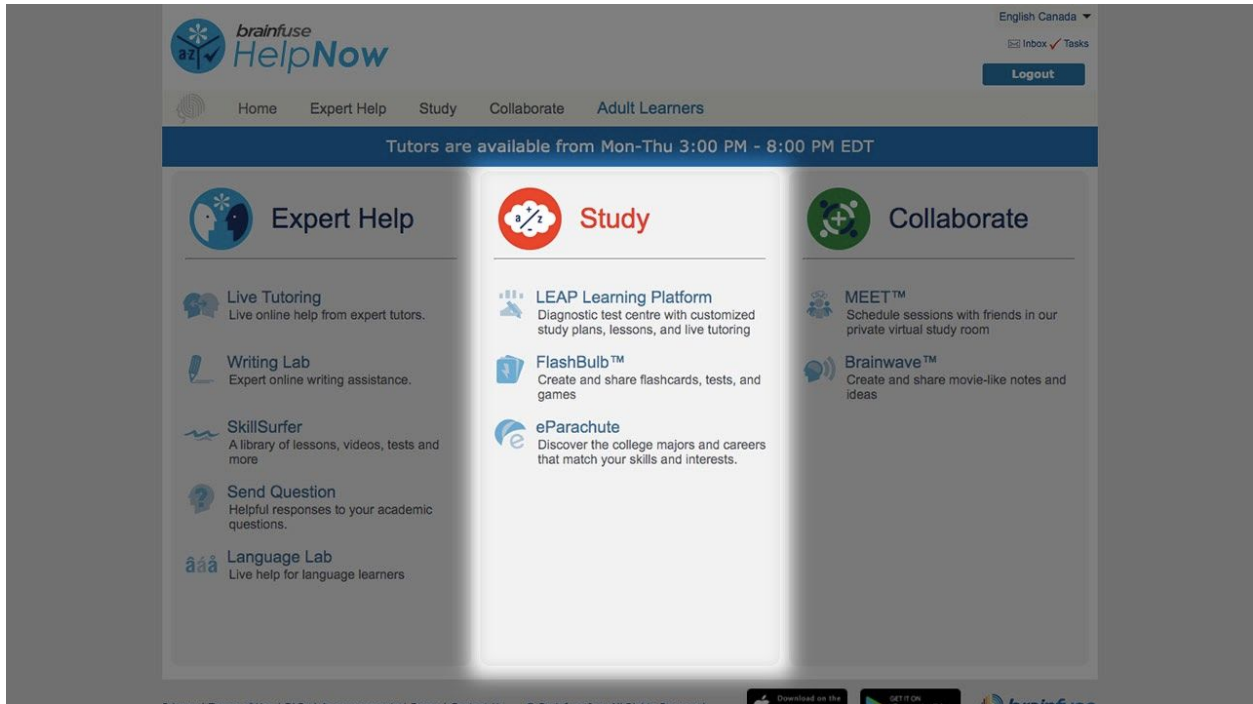
If you don't have time for a live tutoring session, you can use HelpNow's Send Question feature to get assistance. On the homepage, **click Send Question**.



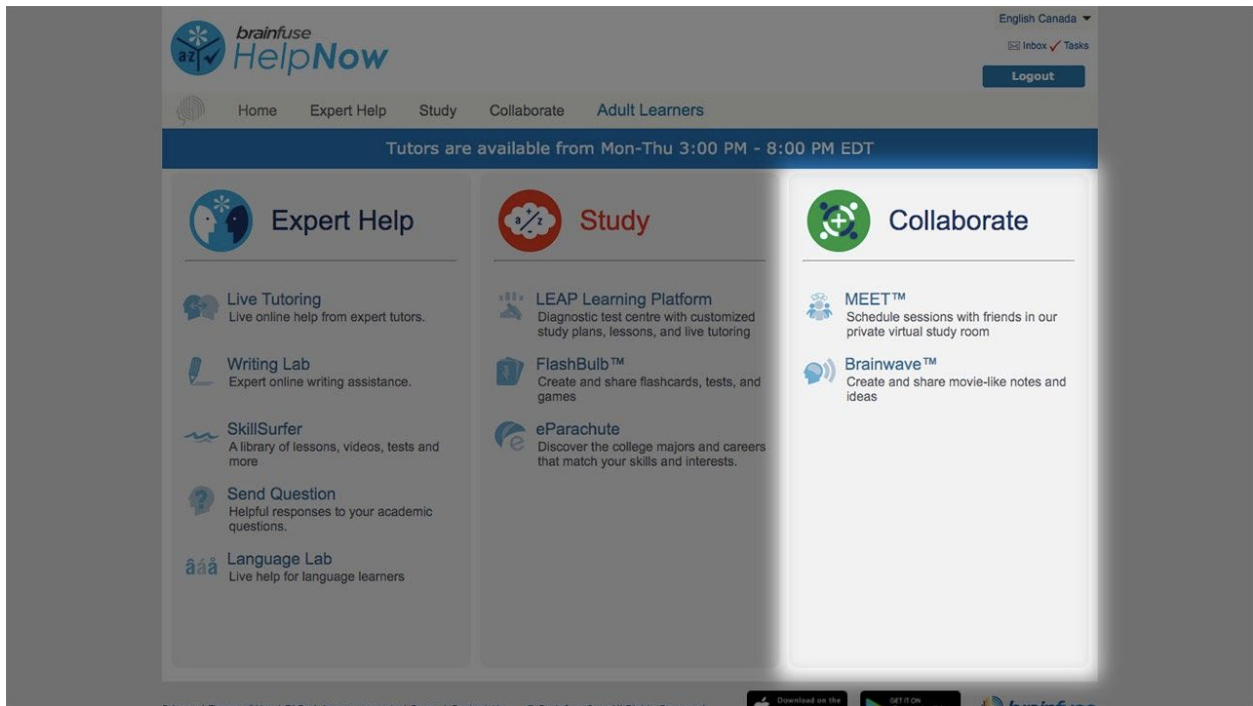
You can ask detailed questions as well as attach documents, including pictures, drawings, or scans, and tutors will respond with suggestions and guidance to help you find answers on your own.

The screenshot shows the Brainfuse HelpNow 'Send Question' page. At the top, there is a navigation bar with 'Home', 'Expert Help', 'Study', 'Collaborate', and 'Adult Learners'. The 'Study' tab is active. On the left, a sidebar lists 'Other Services' including Live Tutoring, Writing Lab, SkillsSurfer, Send Question, Language Lab, LEAP, Brainwave™, FlashBulb™, and MEET™. The main content area is titled 'Send Question' and features a large question mark icon. Below the icon is a message: 'Hi [redacted] Brainfuse's "Send Question" allows you to ask a question at any time of day, and you will receive a written response from one of our tutors within one business day. Please feel free to attach files with additional details about your question (pictures, scans, drawings, etc.).' To the right of the message, there are four steps: 1. Select a subject (with dropdowns for grade and subject), 2. Enter your question (with a text area), 3. Attach a document or image (optional) (with radio buttons for 'From Computer', 'From CloudPack', and 'From Whiteboard', and an 'Upload File' button), and 4. Receive your results (with a note to check the Message Centre). A 'Submit Question' button is at the bottom. On the far right, a 'Learning Account Features' sidebar lists: My Account, My Past Sessions, My Message Centre, My Tests, My Calendar, My Brainwaves, and My CloudPack. The top right corner shows 'English Canada', 'Inbox ✓ Tasks', and a 'Logout' button.

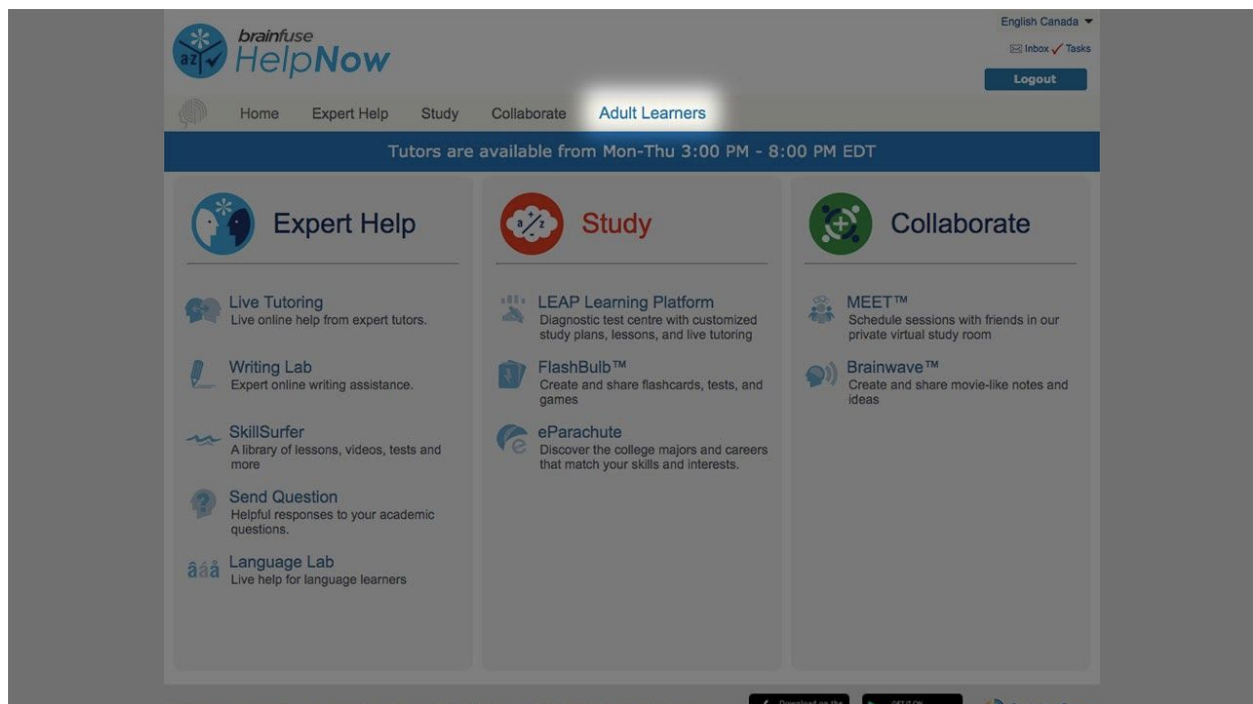
Under the Study column, you'll find resources to refresh your academic skills, prepare for standardized tests, or even discover the college majors that match your interests.



The tools in the Collaborate column allow you to schedule, record, and share your study sessions with a group. The MEET feature contains a virtual whiteboard that allows you to tackle homework with friends and classmates.



HelpNow also offers resources for learners outside the K-12 system. **Click Adult Learners** to reach the Adult Learning Centre.



Here you'll find the same high-quality resources that are available to students, such as live tutoring and a writing lab. In addition, the Adult Learning Centre offers career resources, test preparation materials, citizenship test prep, and computer training.



## Welcome Lifelong Learner!

Whether you are going back to school, switching jobs, or just want to brush up on an academic skill, our Adult Learning Centre™ is here to help.



**Adult Learning Centre**  
Connect. Learn. Succeed.

### Discover how the Brainfuse Adult Learning Centre™ can help you

Achieve your learning and career goals with our LIVE, one-to-one academic coaching, Test Centre, and online resources.

-  **High School Equivalency Preparation**  
Enhance your test-taking skills, write practice tests, and get live, online test coaching.
-  **Prepare for the Canadian Citizenship Test**  
Practice tests and resources to help you excel on the test.
-  **Microsoft Office Help**  
Connect with one of our LIVE experts to learn MS Word, Excel, or PowerPoint.
-  **Career Resources**  
Tips and resources to start your job search.

### LIFELONG LEARNING

with LIVE one-on-one help

Use our ever-expanding suite of services to brush up on your skills, learn something new, and test your knowledge.

-  **Live Tutoring**  
Get live, one-to-one help.
-  **Skills Building**  
Live tutors to help you learn an academic skill.
-  **Writing Lab**  
Get writing help.
-  **Test Centre**  
A comprehensive library of practice tests.

With HelpNow's tutoring services, you're only a click away from academic success.