

# *I'm Going to the Library*

*A Social Narrative about Visiting the Library*



# Note to Caregivers

The purpose of this document is to assist in preparing your loved one for a visit to the **West Flagler Branch Library**. By reading this short story before visiting the library, your loved one will gain a visual familiarity with the library's spaces, so they are able to feel more comfortable during their library visit.

Welcome to the **West Flagler Branch Library**.

We hope to see you soon!



# This is My Neighborhood Library

An Adventure  
Story about  
Visiting Your  
Library

**West Flagler  
Branch Library**





# Getting to the Library

I might walk, ride my bike, ride a car, bus, or train to get to the library.





# This is the front of my library

It's time to go inside.

Everyone is always welcome here.





# This is what I see as I enter the library

Some libraries have a lobby, others may not.





# Are you ready to explore?



# This is the Customer Service Desk at my library

This is where I can return my books as I enter the library and check them out as I am ready to go.

I can also return my books in the book drop if my library is busy.

If I can't find what I am looking for, I can always ask for help.





# This is the Children's Area

This is where children get their materials, play games and sometimes receive tutoring. This is a fun space.

I can find a lot of cool stuff here.





# This is the Computer Area


I can use these  
computers to use the  
internet, find books,  
or play games.





# My library has tablets that I can use too

I can check out a tablet at the Customer Service Desk and use it anywhere I'd like in the library.





# This is the Young Adult Area

This is where teens get their materials, hang out, and study with friends.





# This is the Adult Area

This is where adults get their materials to enjoy.

Sometimes you may even find adults quietly studying in this space too.

I can also visit this quieter space if I need to.





# These are the Restrooms at the library

When I walk into the restrooms, the lights will be on.

The toilet may be a little loud when I flush.

When I am finished, I will wash my hands.





# Programming Area

As I walk into this space, I sit and wait for the program to begin.

There may be other people in the area.

The music may be a bit loud, and the lights may be a bit bright, but we are going to have a lot of fun!





# Quiet Space

If I need a break, I can go to another space in the library that may be quieter.

I might need to use the restroom or have a snack.

The librarian can help me if I need assistance.









# Getting My Library Card

If I don't have a library card, I will need one.

After I fill out a form with my information, the librarian will give me my card.

There are so many to pick from!

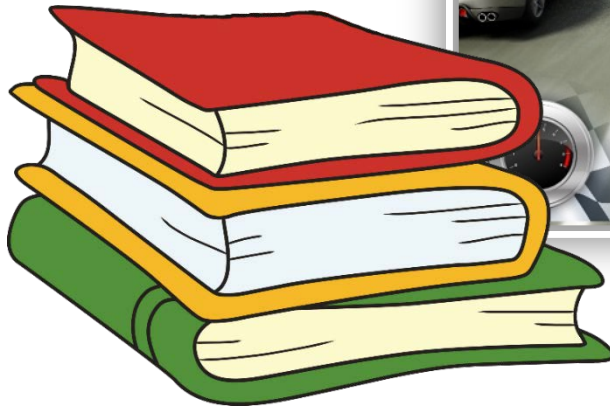
**Which one do you like?**





# With My Library Card

I can check out books,  
movies, and even  
video games.





# Checking out Books

When I am ready to go, I can take my items to the Customer Service Desk, show my library card, and my librarian will help me check them out.





# Goodbye!

My visit is over.

If I checked out books, I take them with me.

I place them in my bag or hold them in my hands.

I will be back soon!





# **We hope you enjoyed, “I’m Going to the Library!” – by your Librarian**

**Remember to visit [www.mdpls.org](http://www.mdpls.org)  
for more information.**