

I'm Going to the Library

A Social Narrative about Visiting the Library

Note to Caregivers

The purpose of this document is to assist in preparing your loved one for a visit to the **Bay Harbor Islands Branch Library**. By reading this short story before visiting the library, your loved one will gain a visual familiarity with the library's spaces, so they are able to feel more comfortable during their library visit.

Welcome to the **Bay Harbor Islands Branch Library**.

We hope to see you soon!

This is My Neighborhood Library

An Adventure
Story about
Visiting Your
Library



Bay Harbor Islands
Branch Library

Getting to the Library

I might walk, ride my bike, ride a car, bus, or train to get to the library.



This is the front of my library

It's time to go inside.

Everyone is always welcome here.



This is what I see as I enter the library

Some libraries have a lobby, others may not.




Are you ready to explore?

This is the Customer Service Desk at my library

This is where I can return my books as I enter the library and check them out as I am ready to go.

I can also return my books in the book drop if my library is busy.


If I can't find what I am looking for, I can always ask for help.



This is the Children's Area


This is where children get their materials, play games and sometimes receive tutoring. This is a fun space.

I can find a lot of cool stuff here.




This is the Computer Area

I can use these
computers to use the
internet, find books,
or play games.



My library has tablets that I can use too

I can check out a tablet at the Customer Service Desk and use it anywhere I'd like in the library.



This is the Young Adult Area

This is where teens get their materials.



This is the Adult Area

This is where adults get their materials to enjoy.

Sometimes you may even find adults quietly studying in this space too.

I can also visit this quieter space if I need to.



These are the Restrooms at the library

When I walk into the restrooms, the lights will be on.

The toilet may be a little loud when I flush.

When I am finished, I will wash my hands.




Morris N. Broad Community Center Meeting Room

As I walk into this space,
I sit and wait for
the program to begin.

There may be other kids
in the area.

The music may be a bit
loud, and the lights may
be a bit bright, but we are
going to have a lot of fun!



Quiet Space

If I need a break, I can go to another space in the library that may be quieter.

I might need to use the restroom or have a snack.

The librarian can help me if I need assistance.






Getting My Library Card

If I don't have a library card, I will need one.

After I fill out a form with my information, the librarian will give me my card.

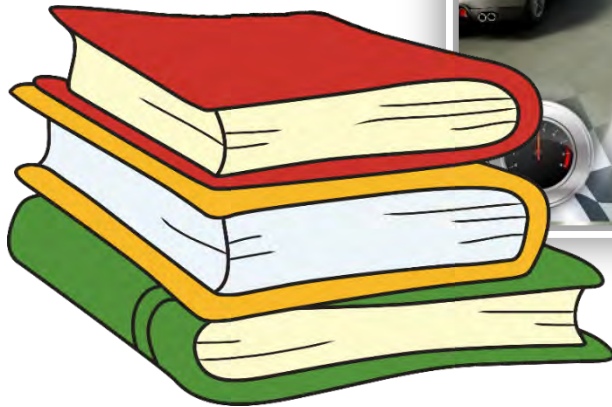
There are so many to pick from!

Which one do you like?




With My Library Card

I can check out books,
movies, and even
video games.



Checking out Books

When I am ready to go,
I can take my items to
the Customer Service
Desk,
show my library
card, and my librarian
will help me check
them out.



Goodbye!

My visit is over.

If I checked out books, I take them with me.

I place them in my bag or hold them in my hands.

I will be back soon!



We hope you enjoyed, “I’m Going to the Library!” – by your Librarian

**Remember to visit www.mdpls.org
for more information.**