



**PHYSICAL CIRCULATION**

 **Total circulation of physical materials:**   
 -21.16% from 2023 **21,342** -31.69% from 2019

**Loaned to SEO: 4,166**  
**Borrowed from SEO: 5,176**

**Interlibrary Loan requests: 20**

**Total items cataloged: 1,862**

**DIGITAL CIRCULATION**

**Total digital circulation:**   
**9,810** -3.77% from 2023

**Ohio Digital Library: 6,830**  
**hoopla Instant borrows: 1,999**  
**hoopla Flex borrows: 324**  
**Freegal Streaming: 501**  
**Kanopy Films: 156**



**CARDHOLDERS**


**New cardholders: 289**  
 227 adults  
 62 children & teens

**Total cardholders:**   
**22,181** +10.71% from 2023

**DOOR COUNT**



Main	4,192
Annex	5,877
Northside (incl. DT)	4,441
Frankfort	677
Kingston	366
Paxton	1,354
Richmond Dale	246
South Salem	725
Mt. Logan	329

**Total door count:**   
**18,207** -2.09 from 2023  
  
 -9.76% from 2019

**Meeting Rooms booked:**   
**134** -15.72% from 2023

**PROGRAMMING**

Location	# Programs	# Attendance
Main	31	336
Northside	19	242
Frankfort	4	30
Kingston	4	24
Paxton	9	41
Richmond Dale	3	17
South Salem	42	639
Mt. Logan	19	228
Outreach	2	8
Offsite	2	198

**Total in-house programs: 135**  
  
 -21.05% from 2023  
**Attendance: 1,763**  
  
 -24.24% from 2023

**OUTREACH**

**Bee Mobile Library stops: 19**  
**Total Bee visitors: 474**  
**Library at Home deliveries: 8**  
**Agency deliveries: 24**

**eRESOURCE ACCESS**

**Total database & eResource connections:**   
**3,037** -9.8% from 2023

**Most used resources:**  
**Historical Newspapers of Ohio: 1,013**  
**ABC Mouse At-Home Access: 700**

**Web site page views: 144,930**  
**Mobile app usage: 816**

**CONNECTIVITY**

**Total computer use:**   
**1,607** +14.38% from 2023

**Total WiFi connections:**   
**13,230** +13.95% from 2023

**Microfilm usage: 33**

**1-1 Tech Help sessions: 5**

**ENRICHMENT**

**Snack program: 932**  
**Take & Make Kits: 248**

**Passive Programs: 12**  
**Participation: 1,299**

**VOLUNTEERING**

**Volunteers at our library:**  
**4 teens, 12 hours of service**  
**17 adults, 34 hours of service**

**Our staff in the community:**  
**4 volunteers, 54 hours of service**  
 Election Poll Workers, Altrusa,  
 SCOHRC, DAR, Great Seal of Ohio Band,  
 American Red Cross

**BEYOND BOOKS**

**Beyond Books items circulated: 209**  
**Bikes booked: 13**  
**Minutes ridden: 839**

**PEER RECOVERY SUPPORT**

**Number of brief interactions: 200**  
**Number of referrals: 20**

**From Angela Tiberi, Peer Support Specialist:**  
 "One of my peers got out of treatment and was heading back to the shelter. I told him I thought that was risky. He agreed and called Cardinal Men's Sober House and was able to get in right away. He agreed that going to the shelter might have sabotaged his recovery, and he made the right decision to continue treatment. He said if he hadn't come to the library and seen me, it could have all gone wrong."

**REFERENCE SERVICES**

**Reference questions answered: 1,661**  -12.67% from 2023

**Genealogy requests: 21**

**Notary services: 33**

**Teacher Collection requests: 3**