

**PHYSICAL CIRCULATION**

**Total circulation of physical materials: 23,418**

  
-21.78%  
from 2023


**Loaned to SEO: 4,201**  
**Borrowed from SEO: 5,069**

  
-28.73%  
from 2019

**Interlibrary Loan Requests: 4**

**DIGITAL CIRCULATION**

**Total digital circulation: 11,350**

  
+21.73%  
from 2023

**Ohio Digital Library: 7,194**  
**hoopla Instant Borrows: 2,938**  
**hoopla Flex Borrows: 420**  
**Freegal Streaming: 750**  
**Kanopy Films: 48**

**CARDHOLDERS**

**New cardholders: 353**  
258 adults  
95 children & teens



**Total cardholders: 21,813**

  
+3.01%  
from 2023


**DOOR COUNT**

Main	4,330
Annex	4,755
Northside (incl. DT)	3,785
Frankfort	1,387
Kingston	541
Paxton	1,611
Richmond Dale	232
South Salem	485
Mt. Logan	529

**Total door count: 17,655**

  
+10.25%  
from 2023  
  
-27.71%  
from 2019

**Meeting Rooms booked: 132**

  
+9.09%  
from 2023

**PROGRAMMING**

Location	# Programs	# Attendance
Main	14	205
Northside	6	92
Frankfort	3	38
Kingston	5	71
Paxton	9	33
Richmond Dale	3	23
South Salem	25	311
Mt. Logan	25	351
Offsite	2	42
Outreach	1	9

**Total in-house programs: 93**

  
-41.51%  
from 2023

**Attendance: 1,175**

  
-25.54%  
from 2023

**REFERENCE SERVICES**

**Reference questions answered: 1,819**

  
-2.05%  
from 2023

**Genealogy requests: 125**

**Notary services: 41**

**eRESOURCE ACCESS**

**Total database & eResource connections: 5,428**

  
+121.37%  
from 2023

**Most used resources:**  
**Historical Newspapers of Ohio: 3,402**  
**ABC Mouse In-Library Access: 639**  
**Newspaper Archive: 600**

**Web site events: 99,619**  
**Mobile app usage: 886**

**CONNECTIVITY**

**Total computer use: 1,572**

  
+1.22%  
from 2023

**Total WiFi connections: 14,164**

  
+14.8%  
from 2023

**Microfilm usage: 46**

**1-1 Tech Tutoring Sessions: 1**

**OUTREACH**

**Homebound Deliveries: 14**  
**Agency Deliveries: 29**

**Public Bee Stops: 11 (172 visits)**  
**Outreach Bee Stops: 2 (69 visits)**  
**Community Events: 4 (730 visits)**  
 Touch-A-Truck, Yellow Day, JFS Kid-A-Palooza, Mighty Kickoff to Summer

**Total Bee Visitors: 971**

**VOLUNTEERING**

**Volunteers at our library:**  
 4 teens, 17.5 hours of service  
 20 adults, 40 hours of service

**Our staff in the community:**  
 5 volunteers, 45.5 hours of service  
 American Red Cross, Altrusa, SCOHRC,  
 DAR, United Way, CHS Band Booster,  
 Mighty Children's Museum, Great Seal  
 Band of Ohio

**PEER SUPPORT**

**Number of brief interactions: 200**  
**Number of referrals: 5**

**From Angela Tiberi, Peer Support Specialist:**  
 "I have a peer who was homeless and she found employment and housing!"

**BEYOND BOOKS**

**Beyond Books items circulated: 630**  
**Bikes booked: 41**  
**Minutes ridden: 3,740**

**ENRICHMENT**

**Snack Program: 1,141**  
**Take & Make Kits: 360**  
**Passive Programs: 12**  
**Participation: 710**  
**Teacher Collection Requests: 6**