



**PHYSICAL CIRCULATION**

**Total circulation of physical materials: 30,022**


 +3.32% from 2023  
 -1.9% from 2019

**Loaned to SEO: 4,469**  
**Borrowed from SEO: 5,501**

**Interlibrary Loan Requests: 7**

**DIGITAL CIRCULATION**

**Total digital circulation: 11,082**

 +16.58% from 2023

**Ohio Digital Library: 7,020**  
**hoopla Instant Borrows: 2,772**  
**hoopla Flex Borrows: 487**  
**Freegal Streaming: 554**  
**Kanopy Films: 249**

**CARDHOLDERS**

**New cardholders: 347**  
281 adults  
66 children & teens

**Total cardholders: 21,323**

 +3.83% from 2023


**DOOR COUNT**

Main	4,621
Annex	5,402
Northside (incl. DT)	4,704
Frankfort	967
Kingston	511
Paxton	1,248
Richmond Dale	247
South Salem	906
Mt. Logan	473

**Total door count: 19,079**

 -10.54% from 2023  
 -22.40% from 2019

**Meeting Rooms booked: 158**

 +4.64% from 2023

**PROGRAMMING**

Location	# Programs	# Attendance
Main	35	304
Northside	24	380
Frankfort	3	39
Kingston	4	28
Paxton	8	50
Richmond Dale	4	50
South Salem	53	785
Mt. Logan	23	352
Offsite	2	54
Outreach	10	167

**Total in-house programs: 166**

 -6.21% from 2023

**Attendance: 2,209**

 -0.14% from 2023

**REFERENCE SERVICES**

**Reference questions answered: 1,978**

 -19.27% from 2023

**Genealogy requests: 22**

**Notary services: 41**

**Tests proctored: 7**

**Book Match Requests: 1**

**eRESOURCE ACCESS**

**Total database & eResource connections: 7,389**

  
+197.22%  
from 2023

**Most used resources:**

**Historical Newspapers of Ohio: 4,593**  
**Newspaper Archive: 857**  
**ABC Mouse At-Home Access: 776**

**Web site events: 114,274**  
**Mobile app usage: 883**

**CONNECTIVITY**

**Total computer use: 1,313**

  
-29.41%  
from 2023

**Total WiFi connections: 12,679**

  
-0.49%  
from 2023

**Microfilm usage: 38**

**1-1 Tech Tutoring Sessions: 10**

**OUTREACH**

**Public stops by the Bee: 17**

**Outreach/Bee circulation: 7,071**

**Homebound deliveries: 10**

**Agency deliveries: 24**

**VOLUNTEERING**

**Volunteers at our library:**

**36 teens, 180.5 hours of service**  
**15 adults, 15 hours of service**

**Our staff in the community:**

**6 volunteers, 35.5 hours of service**  
SCOHRC, Nathaniel Massie DAR, Great Seal of Ohio Band, Be Hear to Be Heard, Ross County Board of Elections, Ross County Community Action, American Red Cross, United Way

**PEER SUPPORT**

**Number of brief interactions: 200**  
**Number of referrals: 15**

**From Angela Tiberi, Peer Support Specialist:**  
"I suggested to a peer to try Alcohol Anonymous, and now they are attending meetings!"

**ENRICHMENT**

**Snack Program: 996**

**Take & Make Kits: 354**

**Passive Programs: 12**  
**Participation: 931**

**Teacher Collection Requests: 11**

**BEYOND BOOKS**

**Beyond Books items circulated: 642**  
**Bikes booked: 17**  
**Minutes ridden: 943**