



**PHYSICAL CIRCULATION**

 **Total circulation of physical materials:**   
 -23.91% from 2023 **19,627** -34.15% from 2019

**Loaned to SEO: 3,707**  
**Borrowed from SEO: 4,834**  
**Interlibrary Loan requests: 13**  
**Total items cataloged: 1,424**

**DIGITAL CIRCULATION**

**Total digital circulation:**   
**10,259** -5.8% from 2023

**Ohio Digital Library: 7,303**  
**hoopla Instant borrows: 2,232**  
**hoopla Flex borrows: 372**  
**Freegal Streaming: 251**  
**Kanopy Films: 101**



**CARDHOLDERS**


**New cardholders: 208**  
 172 adults  
 36 children & teens

**Total cardholders:**   
**22,375** +10.75% from 2023

**DOOR COUNT**



Main	5,392
Annex	6,331
Northside (incl. DT)	2,333
Frankfort	799
Kingston	359
Paxton	1,185
Richmond Dale	264
South Salem	895
Mt. Logan	481

**Total door count:**   
**18,039** +12.11 from 2023  
  
 -7.3% from 2019

**Meeting Rooms booked:**   
**83** -29.06% from 2023

**PROGRAMMING**

Location	# Programs	# Attendance
Main	14	215
Northside	0	0
Frankfort	3	18
Kingston	4	20
Paxton	11	75
Richmond Dale	2	12
South Salem	33	627
Mt. Logan	26	342
Outreach	2	20
Offsite	1	28

**Total in-house programs: 96**  
  
 -26.72% from 2023  
**Attendance: 1,357**  
  
 -6.09% from 2023

**OUTREACH**

**Bee Mobile Library stops: 22**  
**Total Bee visitors: 358**  
**Library at Home deliveries: 10**  
**Agency deliveries: 20**

**eRESOURCE ACCESS**

**Total database & eResource connections:**   
**2,950** +137.52% from 2023

**Most used resources:**  
**Historical Newspapers of Ohio: 1,175**  
**Newspaper Archive: 450**

**Web site page views: 300,478**  
**Mobile app usage: 869**

**CONNECTIVITY**

**Total computer use:**  
**1,371**

  
**-4.53%**  
**from 2023**

**Total WiFi connections:**  
**12,741**

  
**+20.18%**  
**from 2023**

**Microfilm usage: 18**

**1-1 Tech Help sessions: 3**

**ENRICHMENT**

**Snack program: 718**  
**Lunches for adults at Main: 368**  
**Take & Make Kits: 315**  
**Passive Programs: 7, Participation: 284**

**VOLUNTEERING**

**Volunteers at our library:**  
**1 teen, 2 hours of service**  
**7 adults, 18 hours of service**

**Our staff in the community:**  
**3 volunteers, 18.5 hours of service**  
United Way VITA, RCCAC Board,  
RCCAC Head Start Policy Council,  
Great Seal of Ohio Band, Kiwanis,  
Red Cross, Altrusa

**BEYOND BOOKS**

**Beyond Books items circulated: 222**  
**Bikes booked: 3**  
**Minutes ridden: 80**

**PEER RECOVERY SUPPORT**

**Number of brief interactions: 200**  
**Number of referrals: 15**  
**From Angela Tiberi,**  
**Peer Support Specialist:**

**"This month, I got a peer into treatment!"**

**REFERENCE SERVICES**

**Reference questions answered: 1,486**

  
**-9.45%**  
**from 2023**

**Genealogy requests: 10**

**Notary services: 36**

**Teacher Collection requests: 3**