

**PHYSICAL CIRCULATION**

**Total circulation of physical materials: 23,237**

  
-20.83%  
from 2023


**Loaned to SEO: 4,151**  
**Borrowed from SEO: 4,971**

  
-34.12%  
from 2019

**Interlibrary Loan requests: 23**

**DIGITAL CIRCULATION**

**Total digital circulation: 11,625**

  
+16.46%  
from 2023

**Ohio Digital Library: 7,305**  
**hoopla Instant borrows: 3,102**  
**hoopla Flex borrows: 529**  
**Freegal Streaming: 596**  
**Kanopy Films: 93**

**CARDHOLDERS**

**New cardholders: 434**  
315 adults  
119 children & teens


**Total cardholders: 21,127**


  
+9.89%  
from 2023

**DOOR COUNT**


Main	3,563
Annex	4,549
Northside (incl. DT)	4,097
Frankfort	914
Kingston	403
Paxton	1,557
Richmond Dale	53
South Salem	455
Mt. Logan	117

**Total door count: 15,708**

  
+9.9  
from 2023

  
-23.61%  
from 2019

**Meeting Rooms booked: 93**

  
-33.57%  
from 2023

**PROGRAMMING**

Location	# Programs	# Attendance
Main	4	19
Northside	1	70
Frankfort	4	49
Kingston	4	23
Paxton	7	38
Richmond Dale	2	0
South Salem	17	239
Mt. Logan	4	49
Offsite	6	325
Outreach	7	107

**Total in-house programs: 56**

  
+27.27%  
from 2023

**Attendance: 919**

  
-67.73%  
from 2023

**REFERENCE SERVICES**

**Reference questions answered: 2,002**


  
-3.33%  
from 2023

**Genealogy requests: 61**

**Notary services: 37**

**Tests proctored: 4**

**eRESOURCE ACCESS**

**Total database & eResource connections:**   
**4,161** +235.29% from 2023

**Most used resources:**  
**Historical Newspapers of Ohio: 2,723**  
**ABC Mouse At-Home Access: 563**

**Web site page views: 77,753**  
**Mobile app usage: 789**

**CONNECTIVITY**

**Total computer use:**   
**1,618** -7.22% from 2023

**Total WiFi connections:**   
**14,415** +15.38% from 2023

**Microfilm usage: 40**  
**1-1 Tech Tutoring sessions: 5**

**OUTREACH**

**Library at Home deliveries: 8**  
**Agency deliveries: 24**  
**Bee Mobile Library stops: 14**  
**Total Bee visitors: 2,095**  
**(1,948 at the Ross County Fair!)**

**BEYOND BOOKS**

**Beyond Books items circulated: 419**  
**Bikes booked: 49**  
**Minutes ridden: 3,385**

**VOLUNTEERING**

**Volunteers at our library:**  
**4 teens, 16 hours of service**

**Our staff in the community:**  
**5 volunteers, 32 hours of service**  
SCOHRC, Nathaniel Massie DAR, Great Seal Band of Ohio, CHS Band Boosters, RCCAC, American Red Cross

**PEER SUPPORT**

**Number of brief interactions: 250**  
**Number of referrals: 16**

**From Angela Tiberi,**  
**Peer Support Specialist:**  
“There is a new restaurant open to feed peers for free! It accepts donations, but if someone doesn’t have the funds, they can eat for free!”

**ENRICHMENT**

**Snack program: 1,137**  
**Sack lunches distributed: 337**

**Take & Make Kits: 200**

**Passive Programs: 13**  
**Participation: 1,016**