

Building Your Family's Story Using AI on FamilySearch: A Case Study

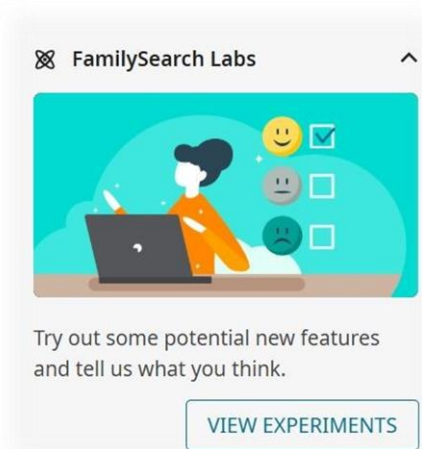
Christina Clary, C.A.

Senior Genealogy Librarian

FamilySearch Full Text Search

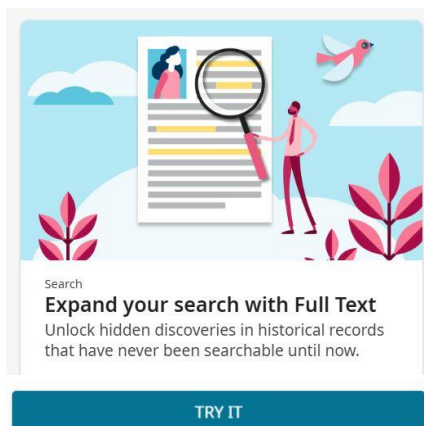
Go to Home Page of familysearch.org

Scroll down the page & look for Family Search Labs on the right side



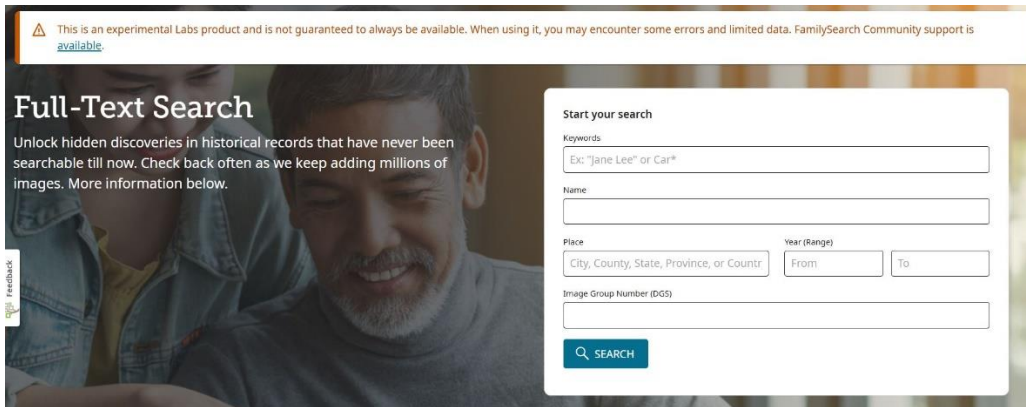
Click "View Experiments"

Look for "Expand your search with Full Text"

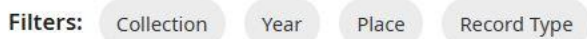


Click the "Try It" button

Enter your search terms in either the "Keywords" or "Name" search fields

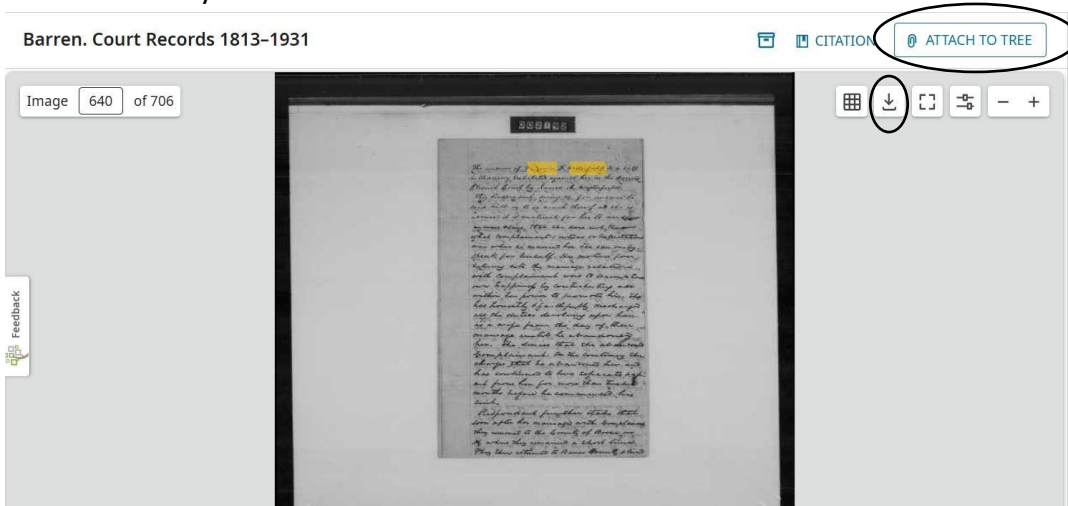


Use the filters above the results to narrow down the records



Click on the record title or the image to view the record

Click on the down arrow button to download the record or “Attach to Tree” to attach it to someone in your tree



Tips for Searching

- Use quotation marks around names
- Try every variation and spelling of names you can think of
- Use misspellings, initials instead full names, or search just the surname
- Narrow down the time period to a decade if you are looking for documents from a specific year or time frame
- Look at neighboring counties or general state if unsure
- A result that looks like it might be about one person might be for someone else
- Middle initials can make a difference in what results you get

- People's names can change slightly or use nicknames
- Don't ignore documents you already have – they could be slightly different versions
- Look at the pages before & after the one you are looking at
- Do some research on which courts would have certain types of records