

An Irish genealogy secret

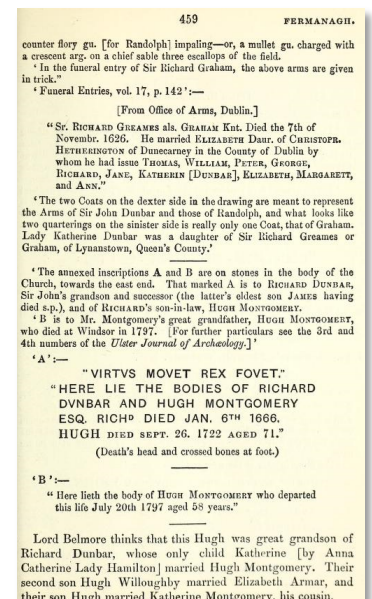

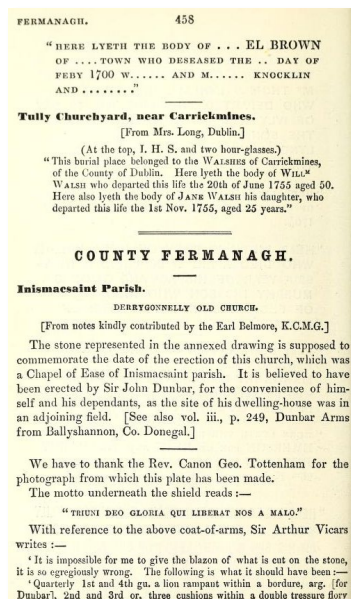

JOURNAL OF THE ASSOCIATION FOR THE PRESERVATION OF THE MEMORIALS OF THE DEAD IN IRELAND, ALSO KNOWN AS JOURNAL OF THE IRISH MEMORIALS ASSOCIATION

OVERVIEW OF THE JOURNALS: [HTTPS://MEMSDEAD.COM/OVERVIEW](https://MEMSDEAD.COM/OVERVIEW)

WHAT IS IN THE JOURNALS: [HTTPS://MEMSDEAD.COM/WHAT](https://MEMSDEAD.COM/WHAT)

HOW TO SEARCH THE JOURNALS: [HTTPS://MEMSDEAD.COM/HOW](https://MEMSDEAD.COM/HOW)

MEMS DEAD DIRECTORY: [HTTPS://MEMSDEAD.COM/DIRECTORY](https://MEMSDEAD.COM/DIRECTORY)



TOP 10 TIPS FOR USING THE JOURNALS

1. REMEMBER THAT COLLECTIONS ARE NOT IDENTICAL - THE SEQUENCE OF SECTIONS VARIES BETWEEN COLLECTIONS, PLUS MANY COLLECTIONS ARE INCOMPLETE - YOU MAY NEED TO CONSULT MORE THAN ONE COLLECTION TO SEE THE FULL SERIES.
2. LEARN ABOUT THE DIFFERENT SECTIONS AND THEIR PAGE NUMBERING SYSTEMS IN ORDER TO NAVIGATE THEM EFFECTIVELY (SEE THE MEMS DEAD DIRECTORY FOR MORE INFORMATION).
3. BE METHODICAL AND KEEP TRACK OF YOUR PROGRESS IN ORDER TO SEARCH THE FULL SERIES OF THE JOURNALS (YOU COULD PRINT THE MEMS DEAD DIRECTORY AND CHECK OFF ISSUES AS YOU GO ALONG).
4. TAKE A MULTI-PRONGED APPROACH TO SEARCHING FOR NAMES, PLACENAMES AND OTHER KEYWORDS (INCLUDE SPELLING VARIATIONS IN YOUR LIST OF SEARCH TERMS AND, WHERE RELEVANT, LATIN VERSIONS):
 - PERFORM TEXT SEARCHES OF THE DIGITISED VERSIONS THAT HAVE OCR FUNCTIONALITY;
 - MANUALLY REVIEW CONTENTS PAGES, VOLUME INDEXES (REMEMBERING THAT FUNERAL ENTRY AND PARISH REGISTER SECTIONS HAVE SEPARATE INDEXES) AND CONSOLIDATED INDEXES; AND
 - CHECK WHETHER FINDING AIDS EXIST FOR THE COUNTY OR GRAVEYARD OF INTEREST.
5. BE OPEN-MINDED ABOUT HOW INFORMATION MAY HAVE BEEN FILED, BOTH IN TERMS OF GEOGRAPHIC HEADING AND IN TERMS OF THE SECTION OF THE JOURNALS.
6. EXAMINE ALL ENTRIES FOR A PLACE OF INTEREST AND NEARBY PLACES (USE OLD MAPS TO LEARN ABOUT NEARBY PLACENAMES AND BOUNDARIES) - EVEN IF THEY DO NOT MENTION YOUR RESEARCH SUBJECT, THEY MAY SIGNPOST USEFUL AVENUES FOR FURTHER RESEARCH.
7. CONTINUE SEARCHING EVEN WHEN A MATCH HAS BEEN FOUND BECAUSE PEOPLE AND PLACES CAN APPEAR MULTIPLE TIMES ACROSS DIFFERENT JOURNAL ISSUES.
8. SENSE-CHECK THE INTERNAL CONSISTENCY (E.G. DO DATES AND AGES MATCH STATED RELATIONSHIPS?).
9. REVIEW THE GRAVESTONES/RECORDS/PUBLICATIONS ON WHICH JOURNAL ENTRIES WERE BASED (IF THEY SURVIVE) TO CHECK THE ACCURACY OF THE TRANSCRIPTION AND FIND OUT IF THERE IS ANY ADDITIONAL INFORMATION OF INTEREST.
10. CORRELATE JOURNAL ENTRIES WITH DIFFERENT SOURCES TO IDENTIFY AND OVERCOME ERRORS.